
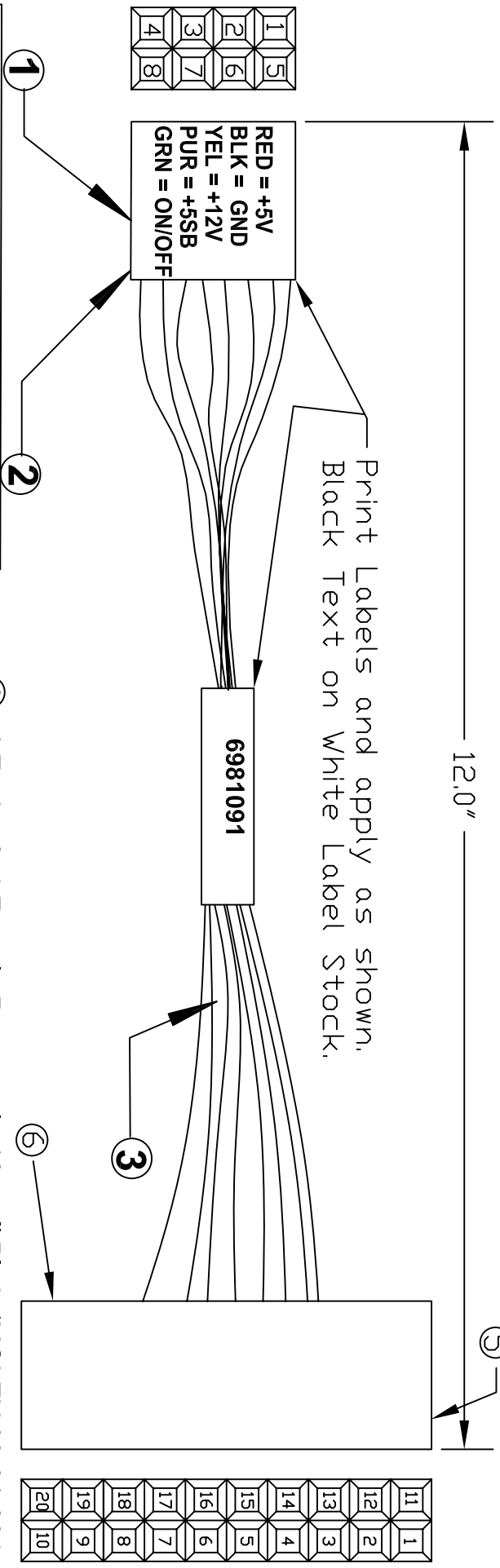


REVISIONS				
ZONE	REV	DESCRIPTION	DATE	APPROVED

12.0"

Print Labels and apply as shown.  
Black Text on White Label Stock.



RED = +5V  
BLK = GND  
YEL = +12V  
PUR = +5SB  
GRN = ON/OFF

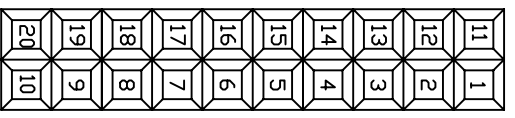
1

2

3

6

5



**SCHEMATIC & WIRE TABLE**

2x4	Desc.	Color	2x10
1	ON/OFF	Green	14
2	GND	Black	15
3	GND	Black	16
4	+12V	Yellow	10
5	+5SB	Purple	9
6	+5V	Red	4
7	+5V	Red	6
8	GND	Black	17

- ① 1 Each - 2x4 Female Receptacle 165 mil Pitch (MOLEX 39-01-2045)
- ② 8 Each - Crimp terminals (Molex 39-00-0078)
- ③ 18 AWG, UL Approved, stranded hook-up wire  
24" - Red, 36" - Black, 12" - Yellow, 12" - Purple, 12" - Green
- ④ All components and materials should be RoHS compliant.
- ⑤ Crimp pin housing 165 mil Pitch 2x10 (MOLEX 39-01-2201)
- ⑥ 8 each - Male Crimp Terminals (MOLEX 44478-1112)

Diamond Systems Corporation

Cable, Poseidon Pwr In/ATX

Not to scale		SIZE	FSCM NO.	DWG NO.	REV
A		A		6981091	A
SCALE		SHEET		1 of 1	